



Lesson Four

Materials

copies of Get Well Bandage Cards Reproducible pages tape
 crayons adhesive bandages
 scissors

Before Class

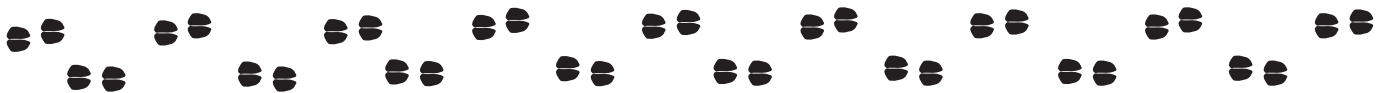
Print, and cut apart the Get Well Bandage Cards along the dotted lines.

Game Play

Help children to color their Get Well Bandage Cards. Say: **In today's Bible story, the Samaritan bandaged a man who was hurt. Have you ever gotten a hurt like a scrape or a cut? Did someone put a bandage on your hurt? Today we are going to make Get Well Cards that hold a bandage that you can give to others.** When your students have finished coloring their cards, fold the cards along the solid lines in the center. Tape the bottom and side together, leaving the top open. Slip a bandage into the card. Say: **When we see someone who is hurting, we should try to help them. That is called *Mercy*. God is happy when we show mercy to others. If you see someone who has a hurt, give them your Get Well Bandage Card.**



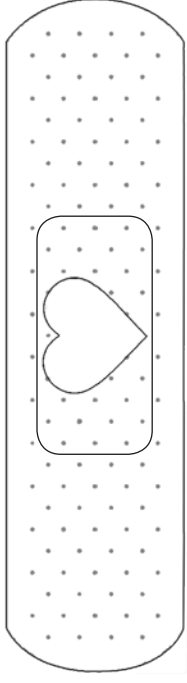
EXTRA FUN
 You might want to bring extra adhesive bandages to place on any "hurts" your students may have.



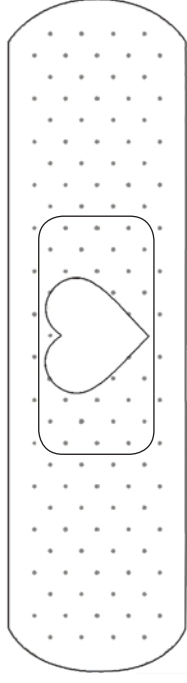
Matthew 5:7

"Blessed are the merciful, for they shall obtain mercy."

MERCY ME!
PRAY YOU FEEL
BETTER SOON!



MERCY ME!
PRAY YOU FEEL
BETTER SOON!



MERCY ME!
PRAY YOU FEEL
BETTER SOON!

